

# WG Binary Trade Results



February 1st - 28th, 2018

Total Trades:

91

Win-Loss Ratio:

64.84%

Official Wins:

59

Total Trade Sessions:

38

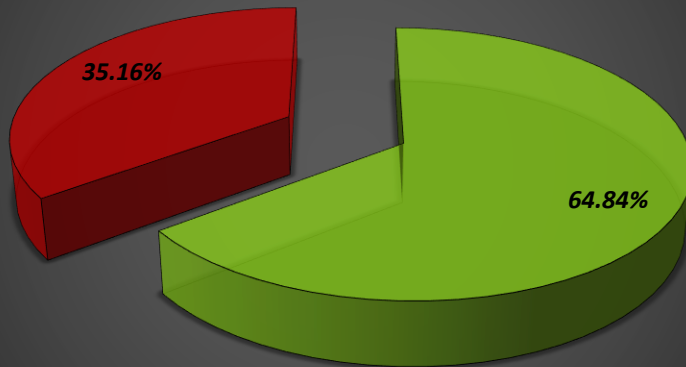
Official Losses:

32

Trades per Session:

2.39

## February Win/Loss



## Binary Trades by Session (February):

### Morning Sessions:

Total Trades:

29

Official Wins:

17

Official Losses:

12

### Afternoon Sessions:

Total Trades:

22

Official Wins:

14

Official Losses:

8

### Evening Sessions:

Total Trades:

9

Official Wins:

6

Official Losses:

3

### Telegram Trades:

Total Trades:

31

Official Wins:

22

Official Losses:

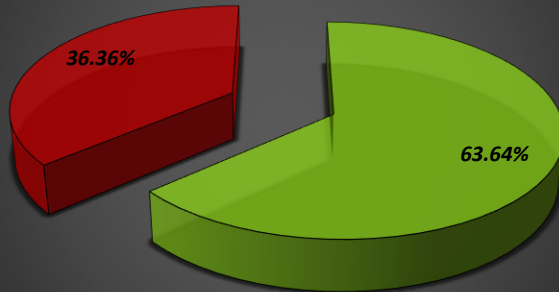
9

# WG Binary Trade Results



Year to Date (As of February 28th, 2018)

## YTD - Win/Loss



Total Trades:

198

Official Wins:

126

Official Losses:

72

Win-Loss Ratio:

63.64%

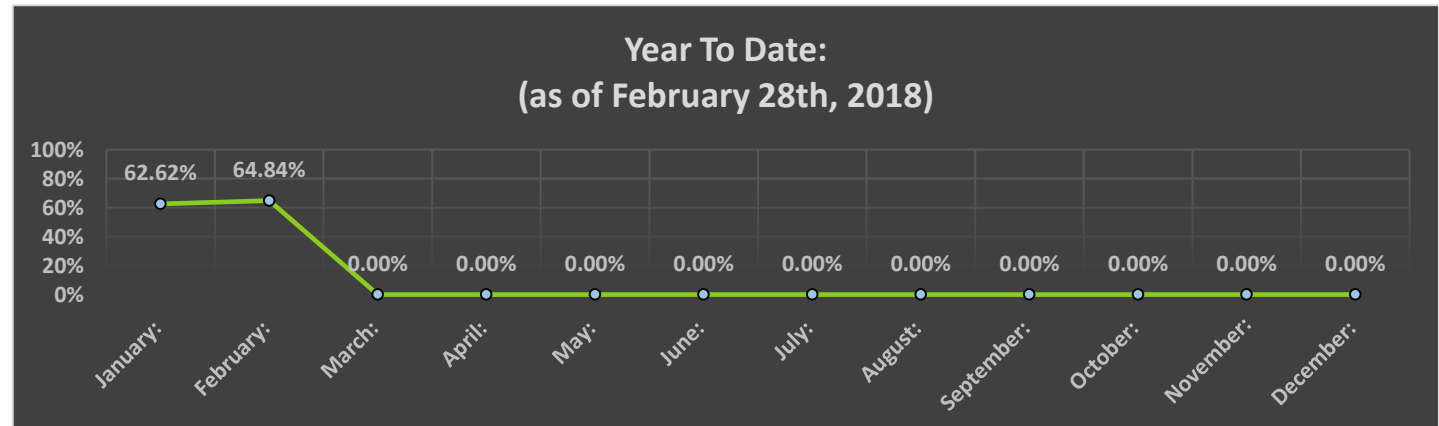
Total Trade Sessions:

89

Trades per Session:

2.22

2018	Win/Loss %:
January:	62.62%
February:	64.84%
March:	0.00%
April:	0.00%
May:	0.00%
June:	0.00%
July:	0.00%
August:	0.00%
September:	0.00%
October:	0.00%
November:	0.00%
December:	0.00%



**YTD Average: 63.73%**

**Trailing 3 Month Average: 63.74%**

**Trailing 6 Month Average: 63.20%**

